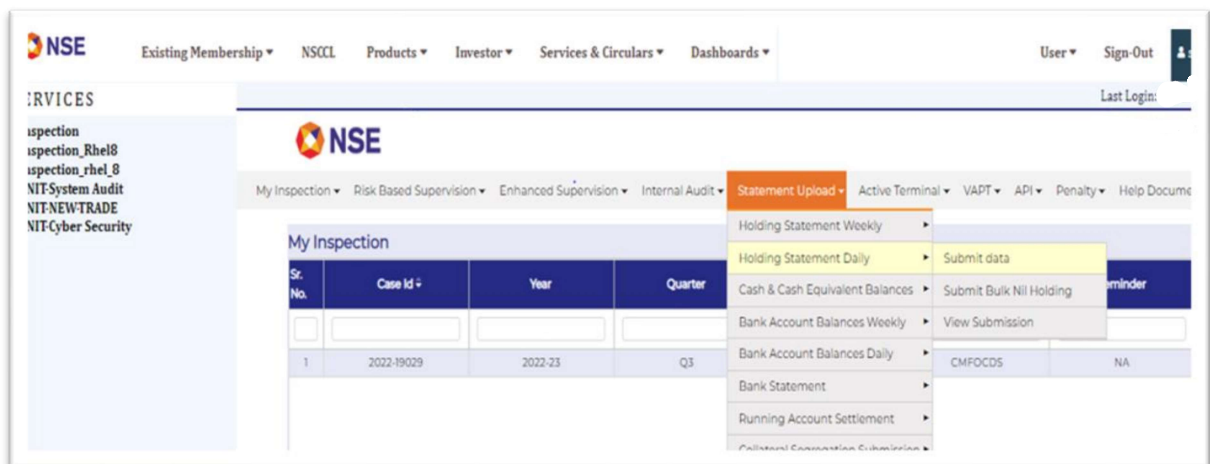


National Stock Exchange of India Limited

Annexure A

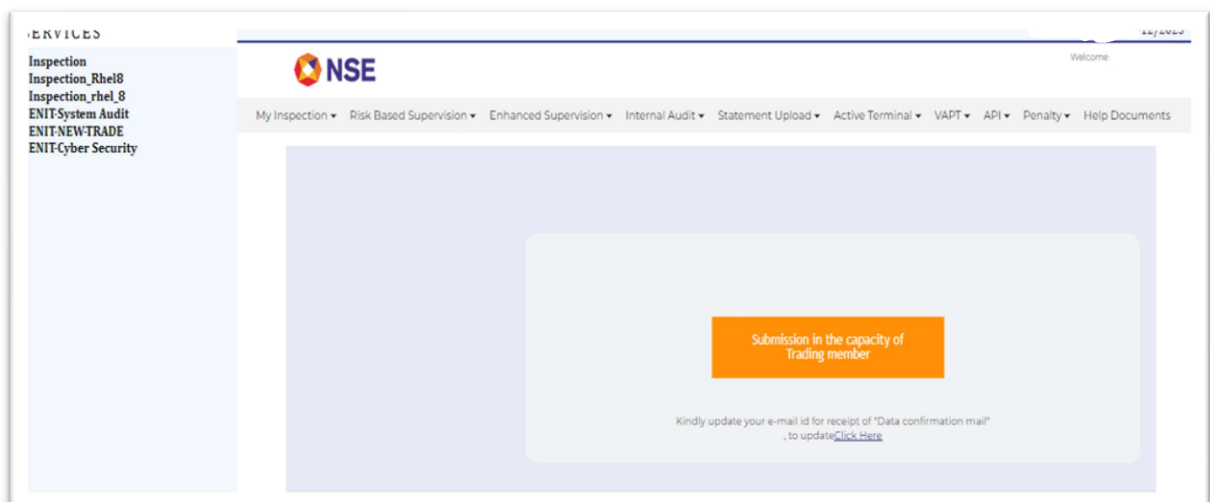
User Manual for NIL Holding Declaration and Bulk submission of NIL holding report

1. For submission of NIL Holding Declaration, Under Statement upload tab, click on “Holding Statement Daily” and then click on “Submit Data”.



The screenshot shows the NSE portal interface. The top navigation bar includes links for Existing Membership, NSCL, Products, Investor, Services & Circulars, and Dashboards. The left sidebar lists services like Inspection, Inspection_Rhel8, Inspection_rhel_8, NIT-System Audit, NIT-NEW-TRADE, and NIT-Cyber Security. The main content area displays the 'Statement Upload' menu, which is expanded to show options: Holding Statement Weekly, Holding Statement Daily (highlighted), Cash & Cash Equivalent Balances, Bank Account Balances Weekly, Bank Account Balances Daily, Bank Statement, and Running Account Settlement. The 'Holding Statement Daily' option is further expanded to show 'Submit data' (highlighted) and 'Submit Bulk Nil Holding'.

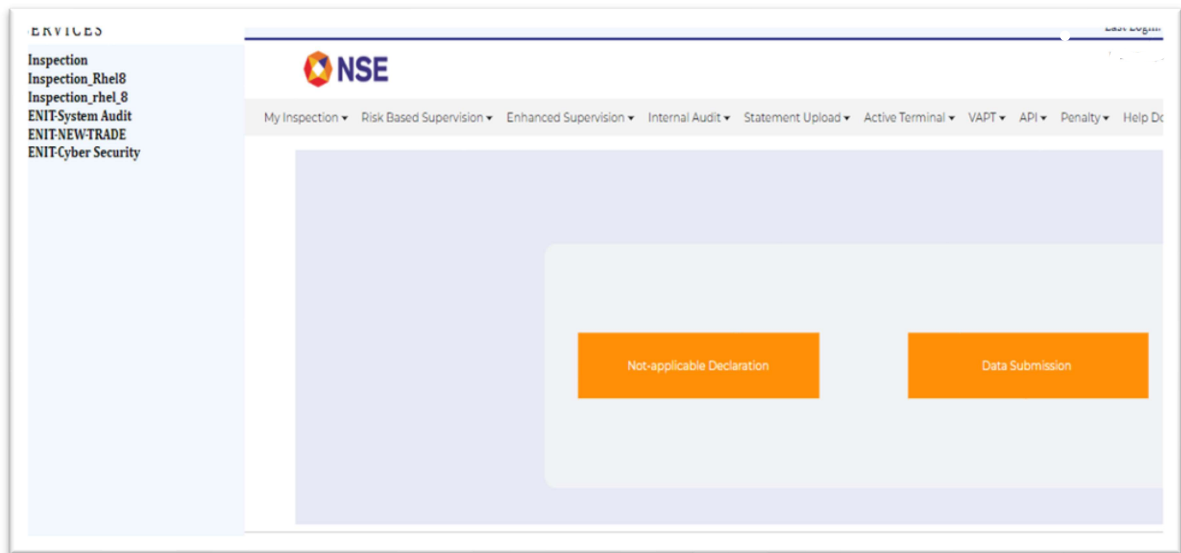
2. Click on tab “Submission in the capacity of Trading member”.



The screenshot shows the NSE portal interface after clicking on the 'Submission in the capacity of Trading member' button. The main content area displays a large orange button labeled 'Submission in the capacity of Trading member'. Below the button, there is a text prompt: 'Kindly update your e-mail id for receipt of "Data confirmation mail", to update [Click Here](#)'.

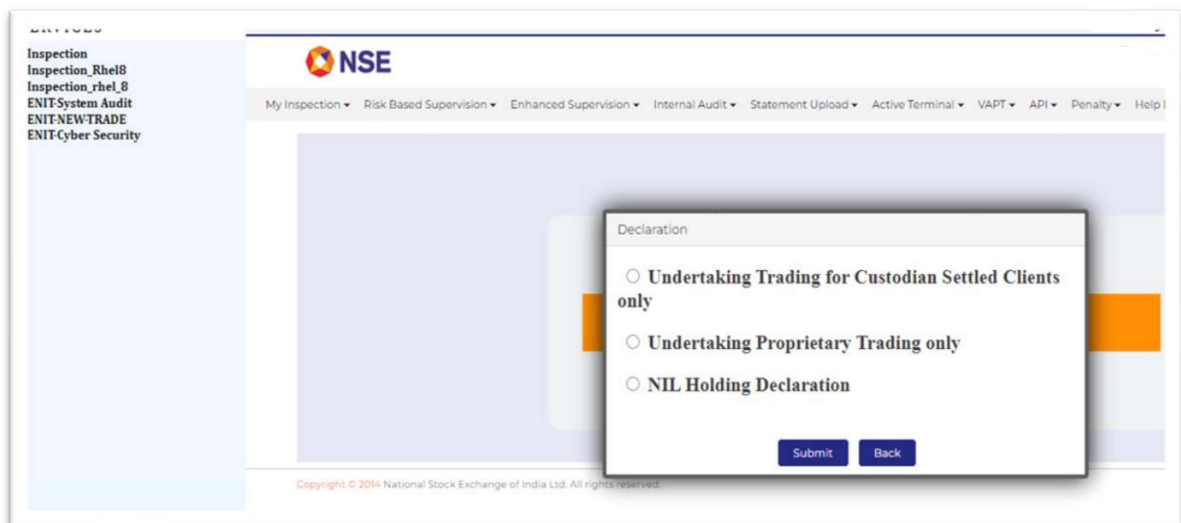
National Stock Exchange of India Limited

3. Click on “Not Applicable Declaration” tab.



The screenshot shows the NSE portal interface. On the left is a sidebar with a list of services: Inspection, Inspection_Rhel8, Inspection_rhel_8, ENIT-System Audit, ENIT-NEW-TRADE, and ENIT-Cyber Security. The main header features the NSE logo and a navigation menu with items like My Inspection, Risk Based Supervision, Enhanced Supervision, Internal Audit, Statement Upload, Active Terminal, VAPT, API, Penalty, and Help. The main content area contains two orange buttons: 'Not-applicable Declaration' and 'Data Submission'.

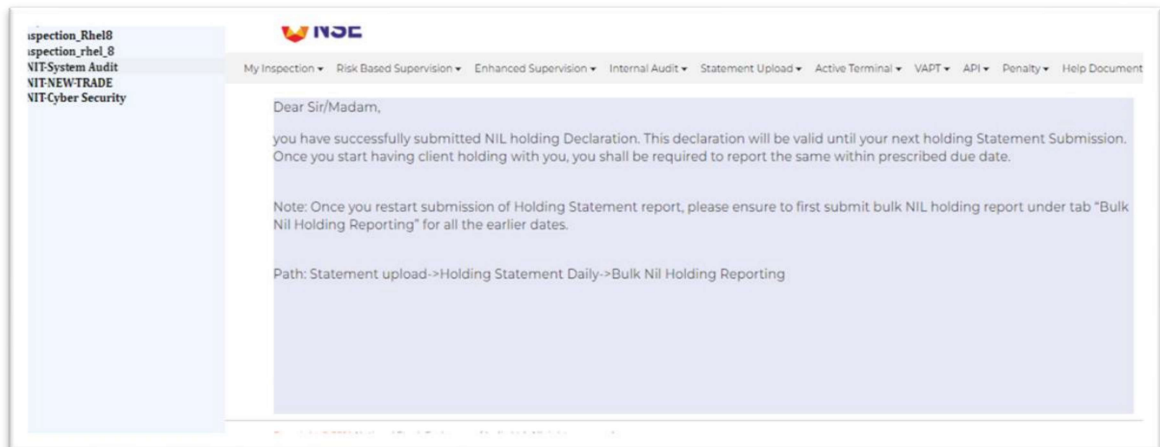
4. Select “NIL Holding Declaration” radio button and then click on submit button.



This screenshot shows the same NSE portal interface as the previous one, but with a 'Declaration' modal window open in the foreground. The modal contains three radio button options: 'Undertaking Trading for Custodian Settled Clients only', 'Undertaking Proprietary Trading only', and 'NIL Holding Declaration'. The 'NIL Holding Declaration' option is selected. At the bottom of the modal are 'Submit' and 'Back' buttons. The background portal interface remains visible but slightly dimmed.

National Stock Exchange of India Limited

- Acknowledgement of the submission will reflect on the screen. Further, Automated Email will also be sent on successful submission of the NIL Holding Declaration.



Dear Sir/Madam,

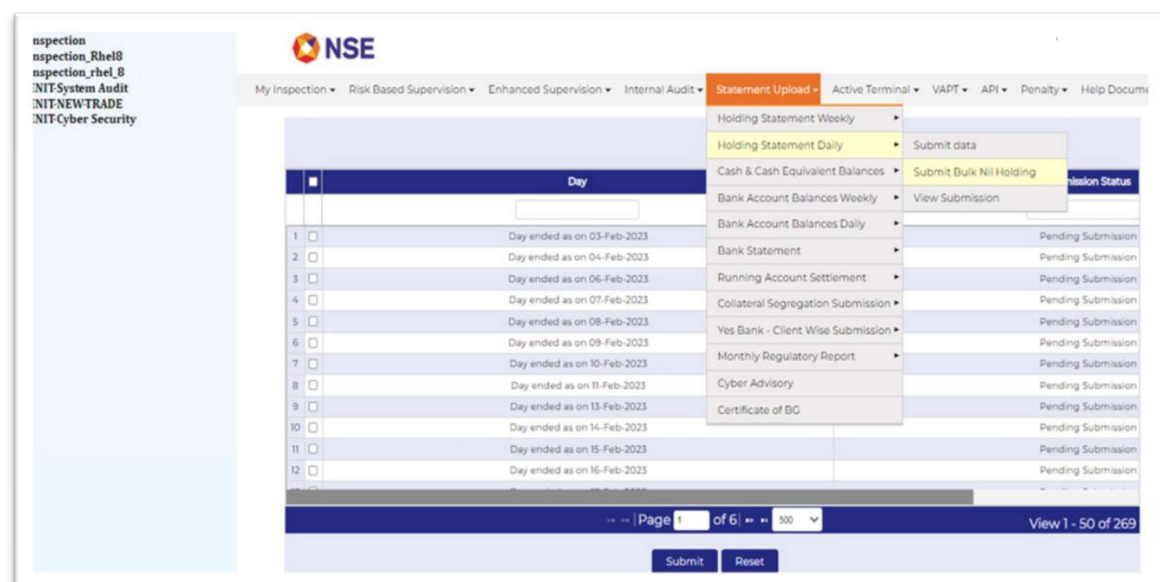
you have successfully submitted NIL holding Declaration. This declaration will be valid until your next holding Statement Submission. Once you start having client holding with you, you shall be required to report the same within prescribed due date.

Note: Once you restart submission of Holding Statement report, please ensure to first submit bulk NIL holding report under tab "Bulk Nil Holding Reporting" for all the earlier dates.

Path: Statement upload->Holding Statement Daily->Bulk Nil Holding Reporting

- Once the submission of Holding Statement becomes applicable again (i.e. Client securities are held by the Member), Member shall be first required to make Bulk Nil Holding submission

Path: Statement upload->Holding Statement Daily->Bulk Nil Holding Reporting



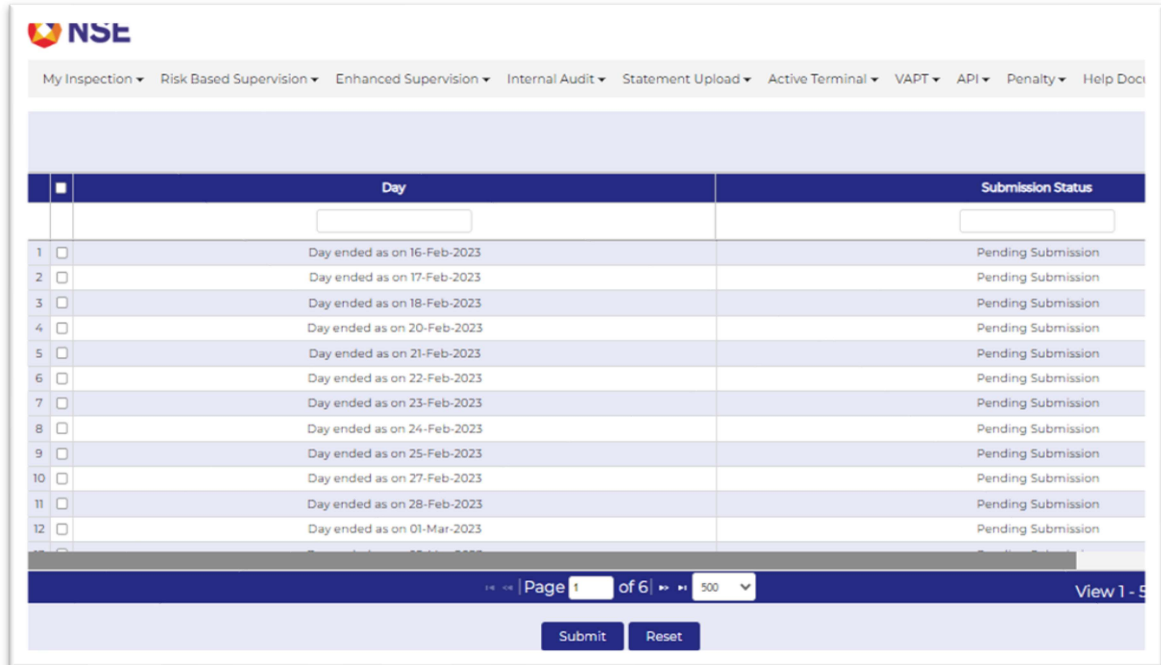
Day	Submission Status
1	Pending Submission
2	Pending Submission
3	Pending Submission
4	Pending Submission
5	Pending Submission
6	Pending Submission
7	Pending Submission
8	Pending Submission
9	Pending Submission
10	Pending Submission
11	Pending Submission
12	Pending Submission

Page 1 of 6

Submit Reset

National Stock Exchange of India Limited

- List of all the pending holding dates for submission will reflect on the screen. Members shall be required to select all such holding dates for which they had zero Client securities holding and then click on the submit button. (Multiple Selection Allowed)

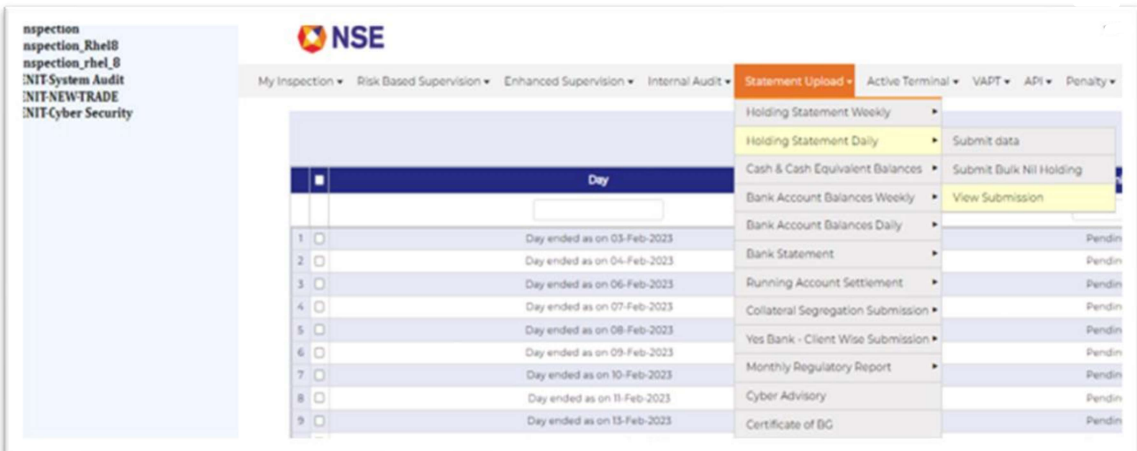


	Day	Submission Status
1	Day ended as on 16-Feb-2023	Pending Submission
2	Day ended as on 17-Feb-2023	Pending Submission
3	Day ended as on 18-Feb-2023	Pending Submission
4	Day ended as on 20-Feb-2023	Pending Submission
5	Day ended as on 21-Feb-2023	Pending Submission
6	Day ended as on 22-Feb-2023	Pending Submission
7	Day ended as on 23-Feb-2023	Pending Submission
8	Day ended as on 24-Feb-2023	Pending Submission
9	Day ended as on 25-Feb-2023	Pending Submission
10	Day ended as on 27-Feb-2023	Pending Submission
11	Day ended as on 28-Feb-2023	Pending Submission
12	Day ended as on 01-Mar-2023	Pending Submission

Page 1 of 6

Submit Reset

- Successful Bulk NIL Holding Reporting submissions would reflect under “view submission” tab



	Day	Submission Status
1	Day ended as on 03-Feb-2023	Pending
2	Day ended as on 04-Feb-2023	Pending
3	Day ended as on 06-Feb-2023	Pending
4	Day ended as on 07-Feb-2023	Pending
5	Day ended as on 08-Feb-2023	Pending
6	Day ended as on 09-Feb-2023	Pending
7	Day ended as on 10-Feb-2023	Pending
8	Day ended as on 11-Feb-2023	Pending
9	Day ended as on 13-Feb-2023	Pending

Statement Upload

Holding Statement Weekly

Holding Statement Daily

Cash & Cash Equivalent Balances

Bank Account Balances Weekly

Bank Account Balances Daily

Bank Statement

Running Account Settlement

Collateral Segregation Submission

Yes Bank - Client Wise Submission

Monthly Regulatory Report

Cyber Advisory

Certificate of BG

Submit data

Submit Bulk Nil Holding

View Submission

*****End of document*****